

The Evolving Office of Institutional Research

Samantha Richards, Director of Institutional Research and Assessment

James "Dub" Green, Associate Vice President for Planning and Accreditation

Once upon a time...

- Traditional reports
- Traditional customers

But along came the...

- New reports
- New customers

...spider who sat down beside her

- Everyone wants data
- No one wants to wait
- Creates mismatch

And they lived happily ever after

From:

- “It would be *fun* to know . . .”
- Repeated requests because “that wasn’t what I needed”
- Shotgun approach –

To:

- “To make this decision, I *need* to know . . .”
- Increased customer satisfaction when we get it right the 1st time
- Laser beam focus –

IR Tools

- Easy to access
- Easy to ask
- Easy to create and publish

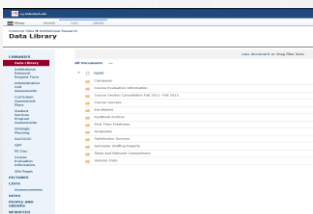
Easy to access: IR Portal Page




Easy to access: CERS Reports



Easy to access: Data Library

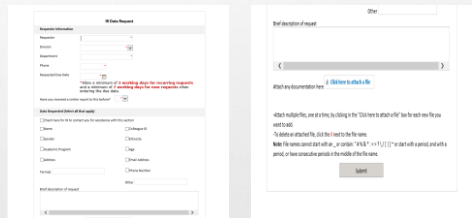


Easy to access: Site Links



- FactBook
- IPEDS Data Center
- Planning Application
- SACSCOC Reaffirmation-Compliance Certification
- South Carolina Commission on Higher Education (CHE)
- South Carolina Technical College System
- Southern Regional Education Board (SREB)

Easy to ask: Data Request form



Request Information

Requester: [dropdown]
Request: [dropdown]
Phone: [text]
Requesting Date: [text]

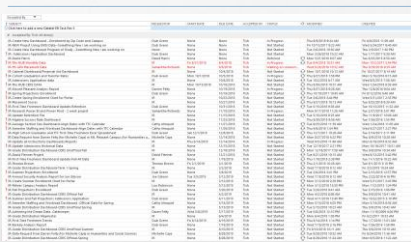
Request Description

Class: Classroom
Classroom: Classroom
Classroom/Program: Classroom
Classroom: Classroom
Workshop: Classroom

Request Description

Other: [text]
[text area]
[Submit]

Easy to ask: Scheduled reports



Report Name	Frequency	Start Date	End Date	Status	Action
Annual Report	Annual	12/31/2013	12/31/2014	Completed	View
Monthly Report	Monthly	01/01/2014	01/31/2014	In Progress	View
Quarterly Report	Quarterly	03/31/2014	03/31/2014	Completed	View
...

Easy to ask: Automated reports

TERM	ENROLLMENT
Fall 2018	1200
Fall 2017	1150
Fall 2016	1100
Fall 2015	1050
Fall 2014	1000
Fall 2013	950
Fall 2012	900
Fall 2011	850
Fall 2010	800
Fall 2009	750
Fall 2008	700

Easy to create and publish: Dashboards

NAME
Success Rate Dashboards
Semester Staffing and Workload Fall 2014-2015
First Time Freshmen Dashboard
First Time Freshmen by Local High School Dashboard
First Time Freshmen by High School Dashboard
Developmental Studies Dashboard
Developmental Studies Dashboard Old Fall 2004-Fall 2015
Average Section Size with Capacities
Algebra Success Rate Dashboard Fall 2007- Fall 2014

Dashboards



powered by iStock.com

Dashboards

#	A	B	C	D	E	F	G	H	I	J
3	Staff	Grade	Course	Name	Status	Meeting	Semester	Division	Department	Year
1	0484	C	PSY-105-W11	Mart, Paul	FT	INT	Fall 2018	HS-Humanities and Social Sciences	BS-Behavioral and Social Sci	2018AF1
2	4294	C	ECC-110-005	McDowell, Michelle	PT	LEC	Fall 2018	BT-Business Technology	BUS-Business	2018AF1
4	761	A	AMS-111-003	Qualls, Laurel	FT	INT	Fall 2018	HS-Industrial Health Sciences	OS-Diagnosic and Imaging Tech	2018AF1
5	4752	A	EOT-111-002	Worlock, Thomas	PT	INT	Fall 2018	HS-Industrial and Engineering Technology	DAC-Design and Construction	2018AF1
6	2327	W	BIO-101-001	Olson, Margaret	PT	INT	Fall 2018	HS-Science and Mathematics	BIO-Biology	2018AF1
7	3339	F	HSM-101-W01	Stranger, James	PT	INT	Fall 2018	LS-Law-Related Studies	CU-Criminal Justice	2018AF1
8	5664	C	CRJ-144-W01	Allen, Norman	PT	INT	Fall 2018	LS-Law-Related Studies	CU-Criminal Justice	2018AF1
9	1121	F	ENG-100-W01	Nethune, Melissa	FT	INT	Fall 2018	HS-Humanities and Social Sciences	ENG-English	2018AF1
10	3877	A	CPT-101-001	Borner, Diane	PT	LEC	Fall 2018	BT-Business Technology	CS-Information Systems	2018AF1
11	1288	B	PSY-101-001	Superdell, Donald	FT	LEC	Fall 2018	HS-Humanities and Social Sciences	HSO-History, Humanities and	2018AF1
12	2963	A	BUS-101-008	Shuler, Ray	FT	MGR	Fall 2018	BT-Business Technology	BUS-Business	2018AF1
13	1301	W	MAT-101-007	Chapman, Brenda	FT	LEC	Fall 2018	HS-Science and Mathematics	MAT-Mathematics	2018AF1
14	2555	C	BIO-110-002	Shelton, Candy	PT	LEC	Fall 2018	HS-Science and Mathematics	BIO-Biology	2018AF1
15	3078	B	IT-118-W01	Whitlock, Terry	PT	INT	Fall 2018	BT-Business Technology	ITS-Network Systems Manage	2018AF1
16	1138	A	BUS-111-001	Wynn, Ellen	PT	LEC	Fall 2018	LS-Law-Related Studies	LSU-Legal Studies	2018AF1
17	5038	B	CPT-109-001	Browning, Walter	FT	LEC	Fall 2018	BT-Business Technology	ITS-Network Systems Manage	2018AF1
18	4398	B	ECC-110-002	Sale, Michael	PT	INT	Fall 2018	BT-Business Technology	BUS-Business	2018AF1
19	1260	W	MAT-101-002	Judson, Cole	PT	LEC	Fall 2018	HS-Science and Mathematics	MAT-Mathematics	2018AF1

Dashboards

Random College Dashboard

Semester: Fall 2018
Division: BT-Business Techn...
Department: BUS-Business
Course: BUS-101

Term Labels	A%	B%	C%	D%	F%	W%	Total
Fall 2018	54.2	24	48	6	27	26	130
BT-Business Technology	54.2	24	48	6	27	26	130
BUS-101	91	28	20	3	18	14	139
BUS-110	7	8	7	2	2	3	27
BUS-112	15	10	8				33
BUS-118	11	5					14
BUS-220	29	23	11	3	5	3	74

Dashboards

Success Rates by instructor

Semester: Fall 2018
Division: HS-Humanities and Social Sciences
Department: BS-Behavioral and Social Sciences

Instructor	Success Rate
Blair, Logan	74.0%
Blair, Nancy	72.0%
Allen, Barbara	69.0%
Alford, Paul	62.0%
Higgins, Ruth	64.0%
Barlow, Adrianna	68.0%
Barry, Wendy	65.0%
Borrelli, Megan	60.0%
Barlow, Stephanie	60.0%
Barlow, Robert	59.0%

Dreams do come true

- Important from top down
- Get creative

Questions?

Contact information

- Samantha Richards
 - Samantha.richards@tridenttech.edu
 - 843.574.6771
- Dub Green
 - Dub.green@tridenttech.edu
 - 843.574.6774
